



ARKANSAS

DEPARTMENT OF HEALTH

Nathaniel Smith, MD, MPH, Director and State Health Officer

Outbreak Response/Epidemiology Influenza Weekly Report Arkansas 2018-2019

Week Ending Saturday 03/23/2019

Dirk Haselow, MD, PhD

State Epidemiologist, Medical Director, Outbreak Response

Shirley Louie, MS, CIH

Deputy State Epidemiologist, Director, Center for Public Health Practice

Prepared by:

Haytham Safi, MD, MPH

Influenza Surveillance Coordinator

Haytham.Safi@Arkansas.gov

501-661-2920

Mike Cima, PhD

Chief Epidemiologist, Preparedness & Outbreak Response

Reviewed by:

Lori Simmons, MS

Branch Chief, Epidemiology

March 26, 2019

During the flu season the Arkansas Department of Health (ADH) produces a Weekly Influenza Report for clinicians. The report provides information on flu activity in the state. The report also compares influenza like illness (ILI) in Arkansas to activity in the U.S. ADH receives reports of only a fraction of flu cases. Therefore, it is important to understand that the information in the weekly update is representative of the timing and location of activity, but it does not reflect the overall burden of disease. It is presumed that there are many more people actually affected than the report shows. Clinicians and policy makers may find the report helpful in terms of communicating to colleagues and patients about the current status of the flu season.

Report Key Points:

- For Week 12, Arkansas reported “Widespread” activity to the Centers for Disease Control and Prevention (CDC) for geographic spread of influenza, and “High” or 10/10 for ILI intensity.
- Since September 30, 2018, over 30,700 positive influenza tests have been reported to the ADH online database by health care providers. In Week 12, 65 counties reported influenza cases. The majority of reports came from Pulaski, White, Faulkner, Sebastian, Garland, Lonoke, Arkansas, Grant, Saline, and Craighead.
- Among flu antigen tests that can distinguish between influenza A and B virus types, 94 percent were influenza A, and 6 percent were influenza B.
- There are 164 positive PCR flu tests this week from private labs: 152 tested positive for influenza A, 1 tested positive for influenza B, 6 positive for influenza A subtype H1N1, 4 positive for influenza A subtype H3N2, and 1 positive for both A and B. At the ADH lab, 2 positive for influenza A subtype H3N2, 1 positive A unsubtypeable, and 4 tested negative for influenza this week.
- About 3.9 percent of patients visiting emergency rooms this week were there for ILI. About 6.7 percent of outpatient visits were for ILI.
- No school absenteeism report was provided this week due to public school spring break. As of 03/26/2019, ADH is aware that 27 schools closed briefly due to the flu this season.
- To date, 88 influenza-related deaths have been reported in Arkansas this flu season, including one pediatric death; 69% of the adults were unvaccinated or had an unknown vaccine history. CDC has reported a total of 76 pediatric deaths nationwide this season.
- Since September 30, 2018, 10 nursing homes in Arkansas have reported influenza outbreaks.
- The proportion of deaths reported to the National Center for Health Statistics attributed to pneumonia and influenza (P&I) was below the system-specific epidemic threshold.
- For Week 11, the geographic spread of influenza was reported as widespread in 44 states; Puerto Rico and 4 states reported regional activities; the District of Columbia and 2 states reported local activities; the U.S. Virgin Islands reported sporadic activities, and Guam did not report.
- You can report flu year-round and view the weekly influenza report during the influenza season at: <http://www.healthy.arkansas.gov/programs-services/topics/influenza>.
You can also access the reporting website directly at: <https://FluReport.ADH.Arkansas.gov>

For Additional National and International Influenza Surveillance Information:
World Health Organization (WHO): http://www.who.int/influenza/gisrs_laboratory/flunet/en/index.html.
CDC - Seasonal Influenza (Flu) - Weekly Report: <http://www.cdc.gov/flu/weekly/>

2018-2019 Influenza Outbreak Response/Epi Report (Week 12: 03/17/19 – 03/23/19)

Death Report for Week 12

- Deaths from all causes: 684
- Deaths due to Pneumonia: 73
- PCR confirmed Flu Deaths: 1
- Death Certificate or Flu Antigen only: 10

Cumulative Flu Deaths since 09/30/2018

- PCR confirmed Flu deaths: 18
- Death Certificate or Antigen only: 70
- Cumulative Flu deaths: 88

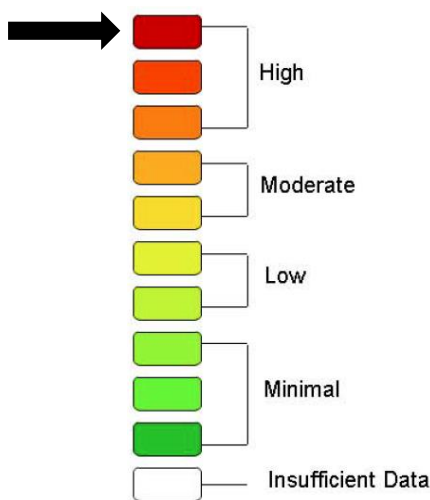
ER Visits

- **Week Ending: 03/23/2019**
Weighted Average: 3.9%
– Total Visits: 20,639
– Visits with ILI: 797
- **Previous Week**
Weighted Average: 5.7%
– Total Visits: 22,246
– Visits with ILI: 1,258

Total Flu-Related Hospital Admissions

- **PCR Confirmed:**
– Cumulative: 498
– Week ending 03/23/2019: 46
- **Antigen Positive:**
– Cumulative: 904
– Week ending 03/23/2019: 26

Weekly Arkansas ILI Intensity Level Reported by Sentinel Providers



PCR Lab Confirmed Influenza Cases

- Total Cases since 09/30/2018: 3,695
- Week ending 03/23/2019: 167

PCR Tests	ADH Lab Week 12	Other Labs Week 12	Cumulative Cases Since 09/30/2018
A+	0	152	3,370
B+	0	1	141
B/Victoria	0	0	2
B/Yamagata	0	0	0
H1N1+	0	6	91
H3+	2	4	73
Unsubtypeable	1	1	18
Total	3	164	3,695
Negative	4	--	--

PCR Confirmed Influenza Cases since 09/30/2018

Age Groups	PCR+	Hospitalized	Deaths
0-4 yr.	769	52	1
5-18 yr.	1489	29	0
19-24 yr.	81	7	0
25-44 yr.	384	32	3
45-64 yr.	510	153	7
>= 65 yr.	444	225	7
Unknown	18	0	0
Total	3,695	498	18

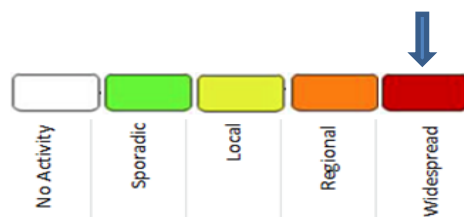
School Absenteeism*

Week Ending: 03/23/2019

- Percent Absent: No report - spring break
- Previous Week: 7.8

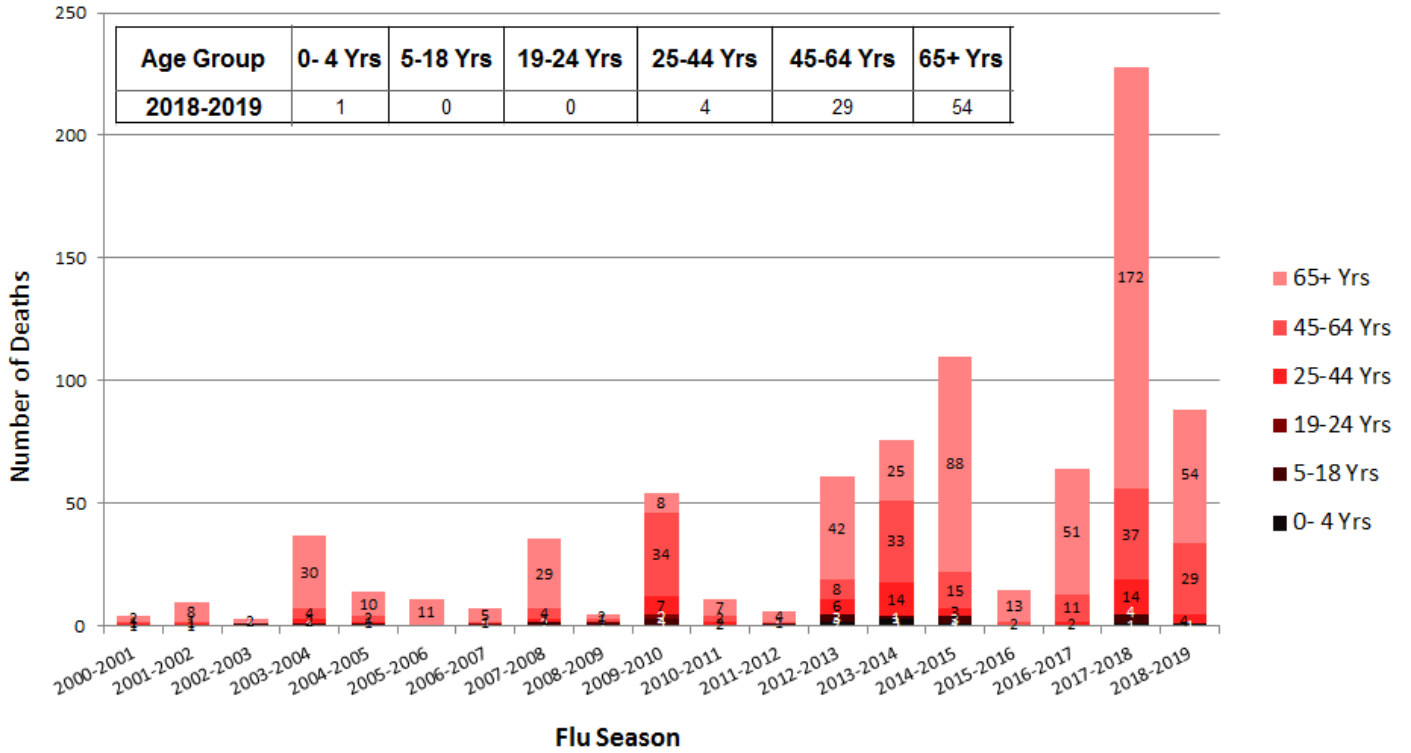
* Average daily absenteeism for all public schools during this reporting week.

Geographic ILI Activity Level Reported for Week 12:



Influenza Mortality by Age Group, Arkansas 2000-2019 (Provisional)

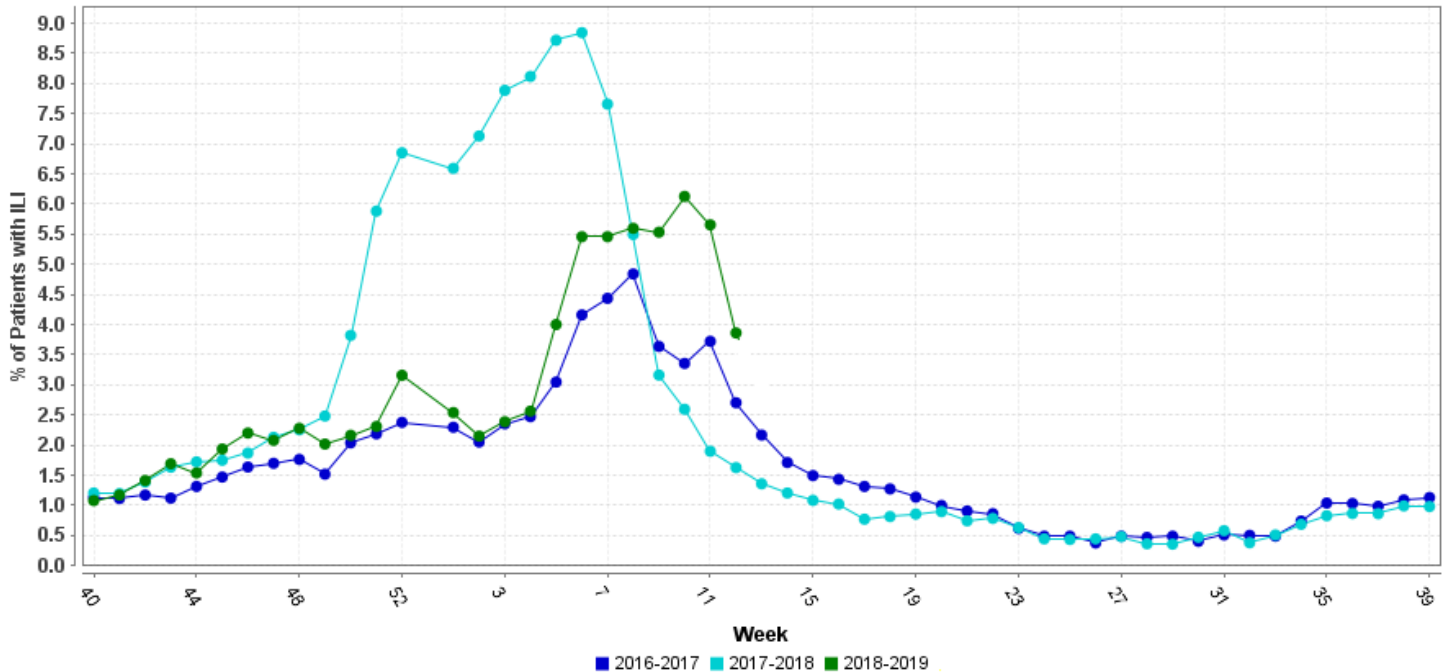
Report Updated: 03/26/2019



* All seasons range from week 40 to week 39 except 2009-2010 started week 36
 Source: ADH Outbreak Response Section, and Center for Health Statistics

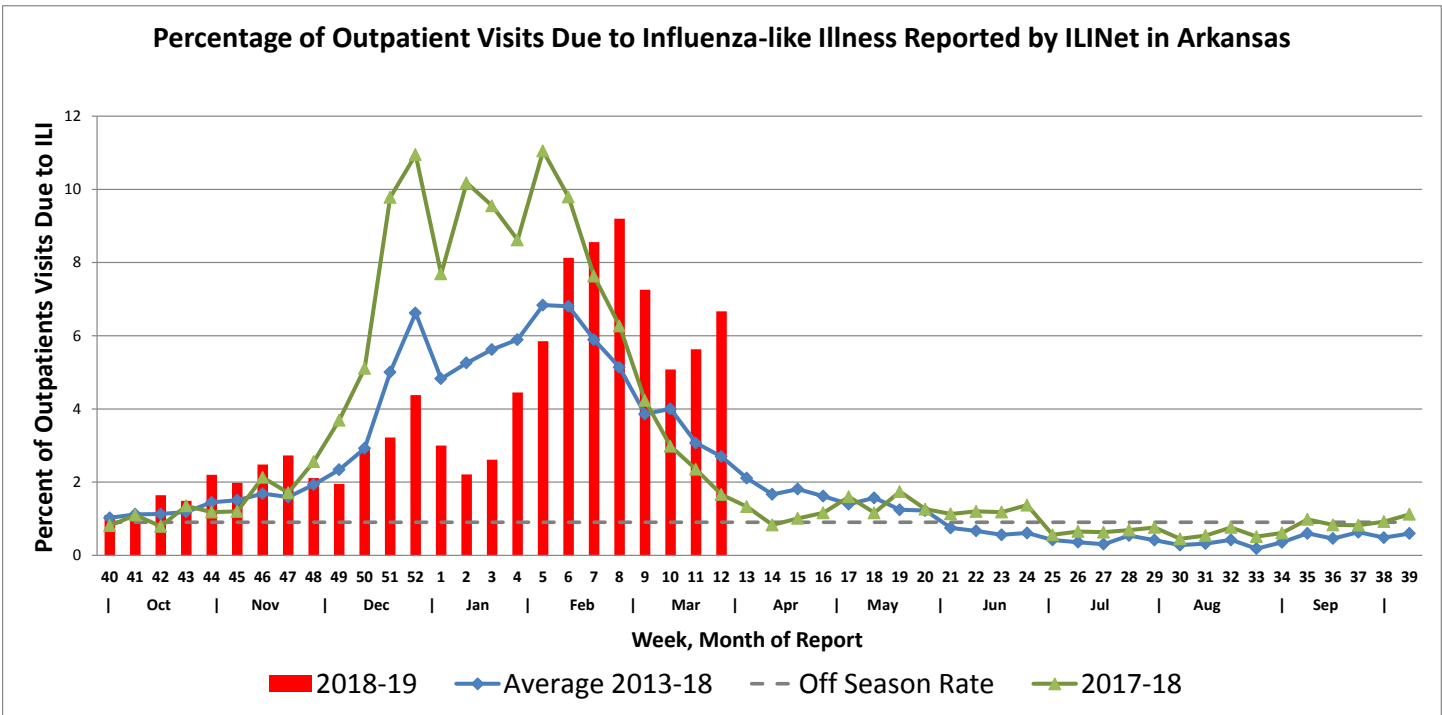
Hospital Report – Downloaded from ESSENCE (Syndromic Surveillance)

Percent ER Visits with ILI



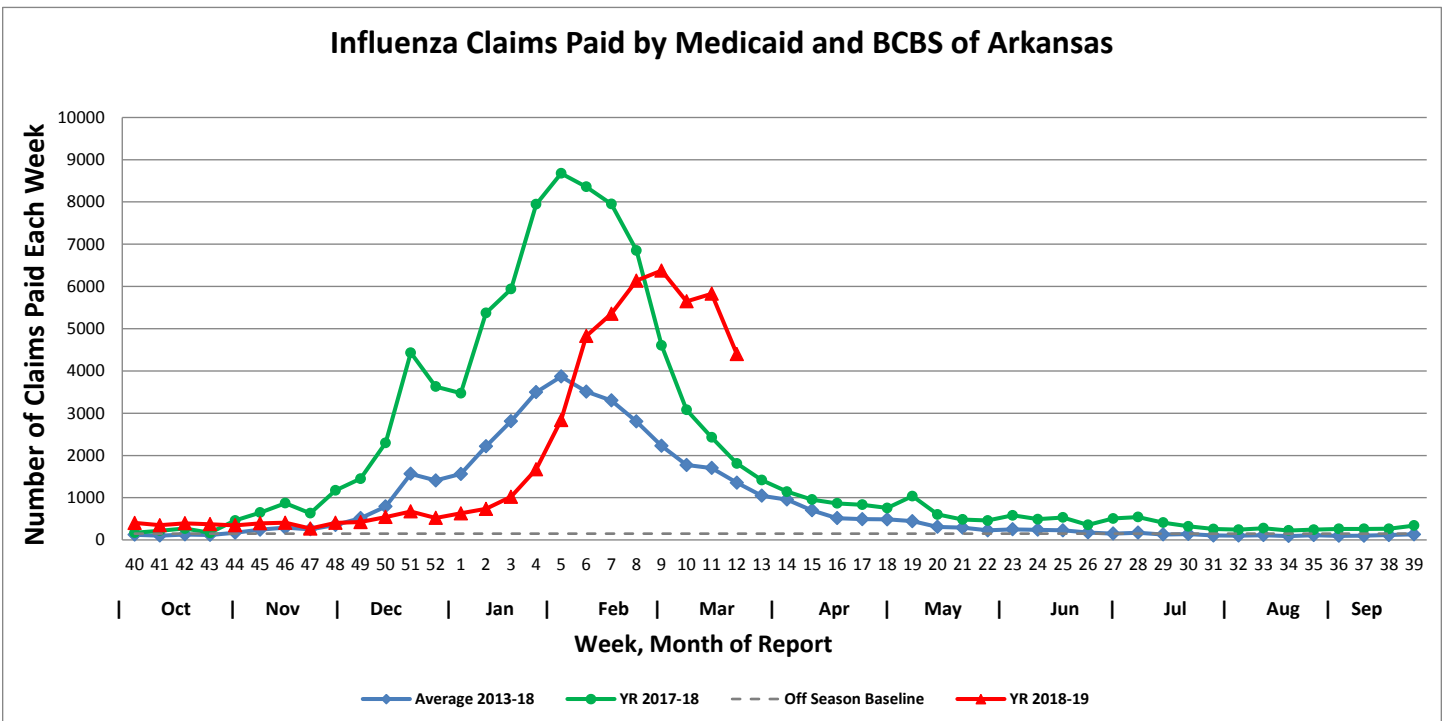
Arkansas Subset of US Outpatients Influenza Surveillance (ILINET)

Percentage of Outpatient Visits Due to Influenza-like Illness Reported by ILINet in Arkansas



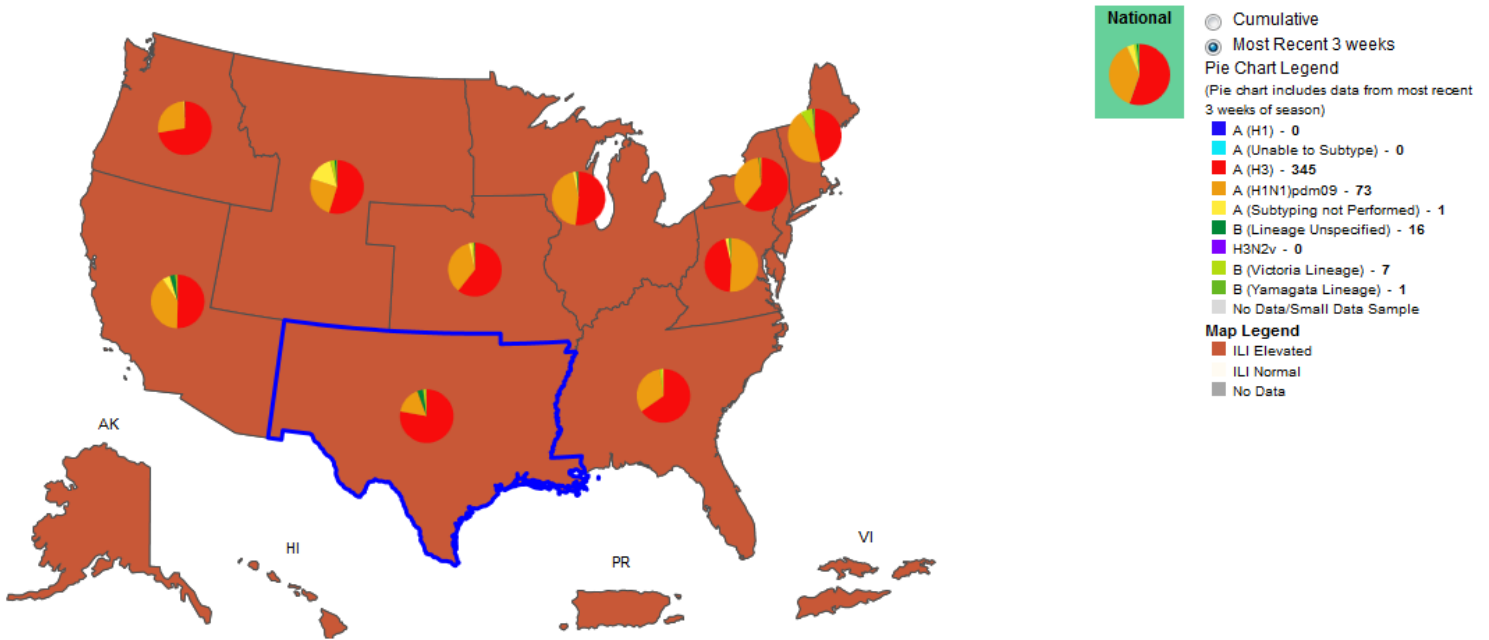
Weekly Influenza Claims Paid by Medicaid and BCBS

Influenza Claims Paid by Medicaid and BCBS of Arkansas



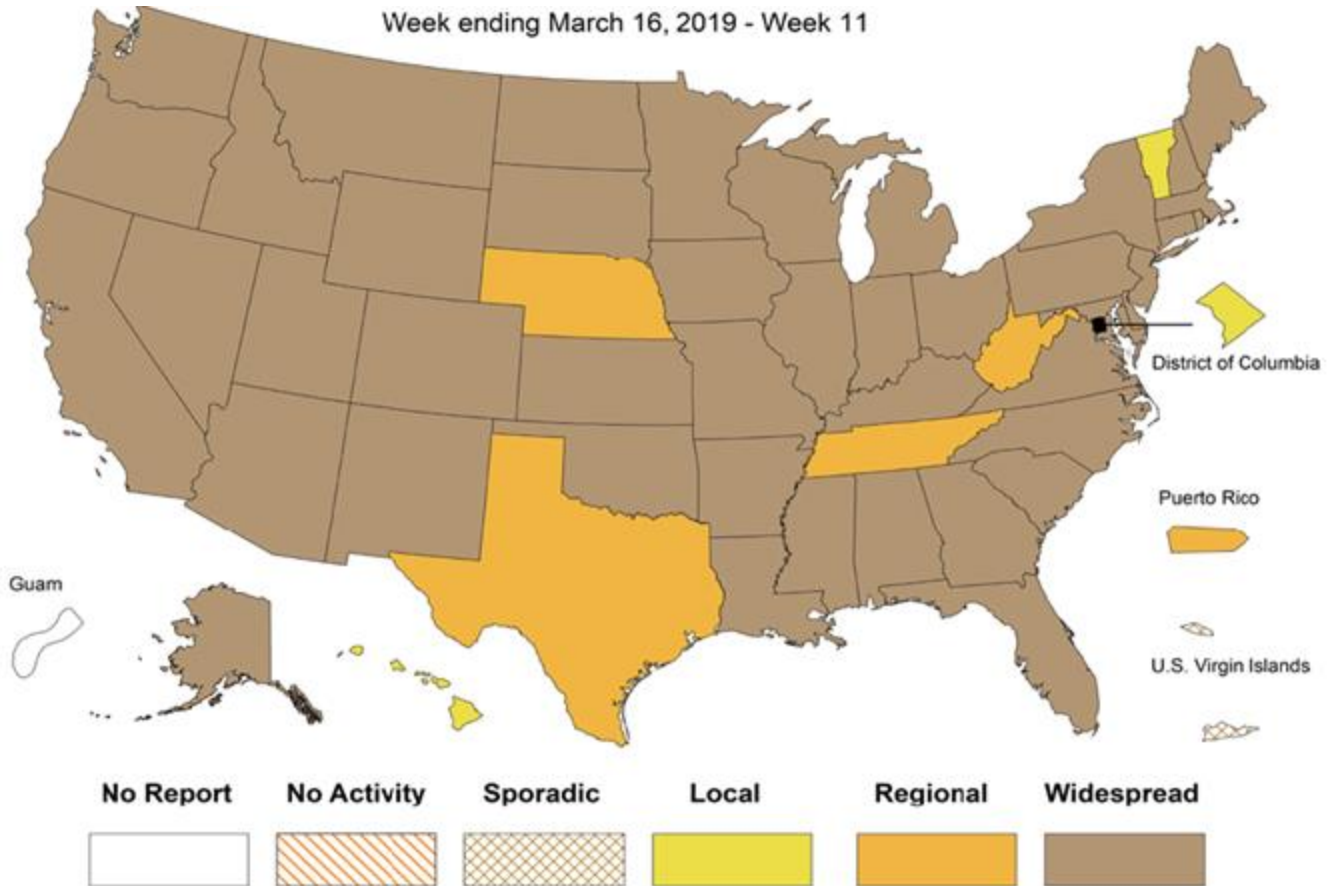
Influenza Positive Tests Reported to CDC and ILI Activity, by HHS Region, 2018-2019 Season, Week Ending Mar 16, 2018

Values in legend is for the highlighted HHS region (Region 6)



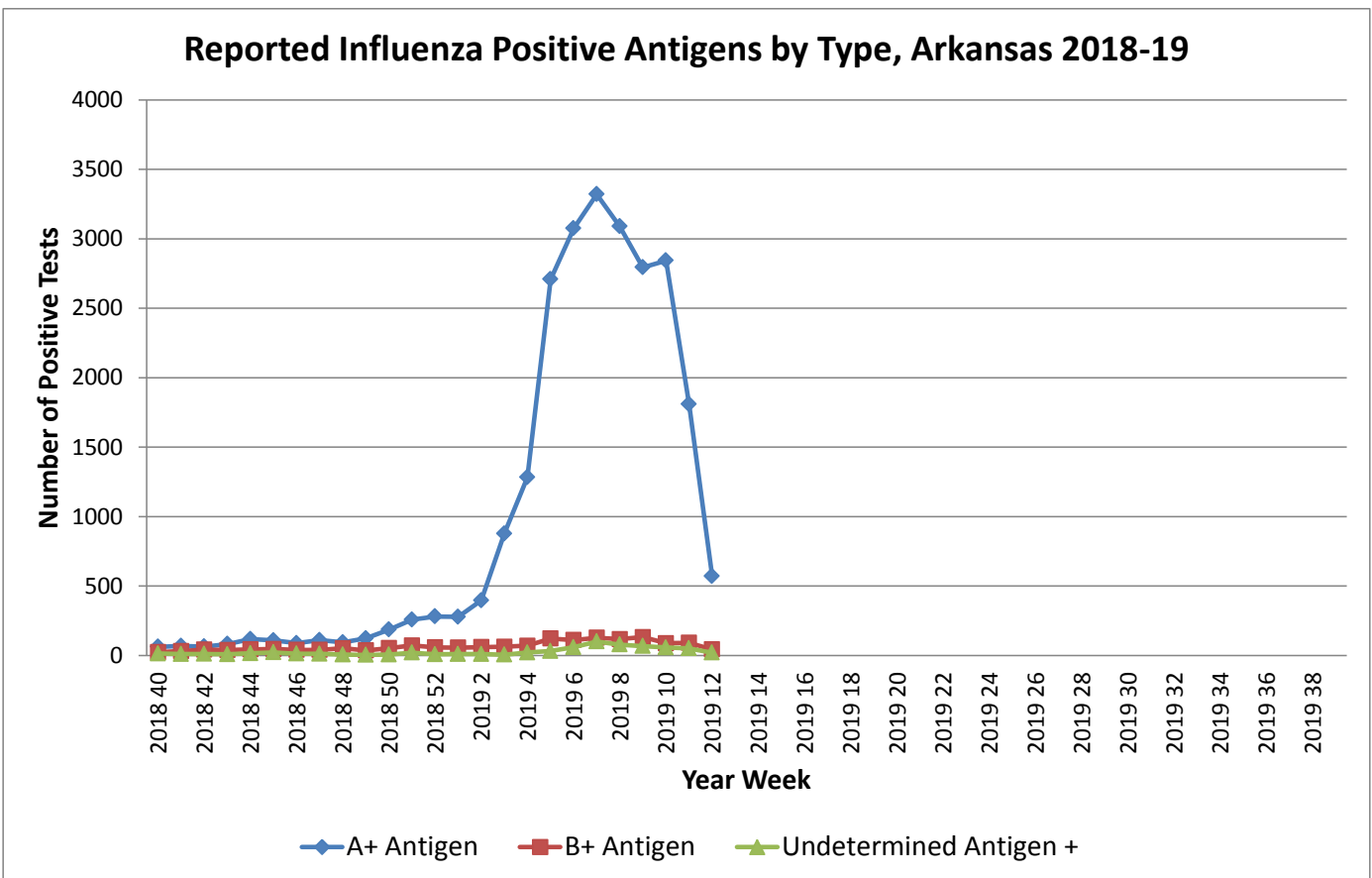
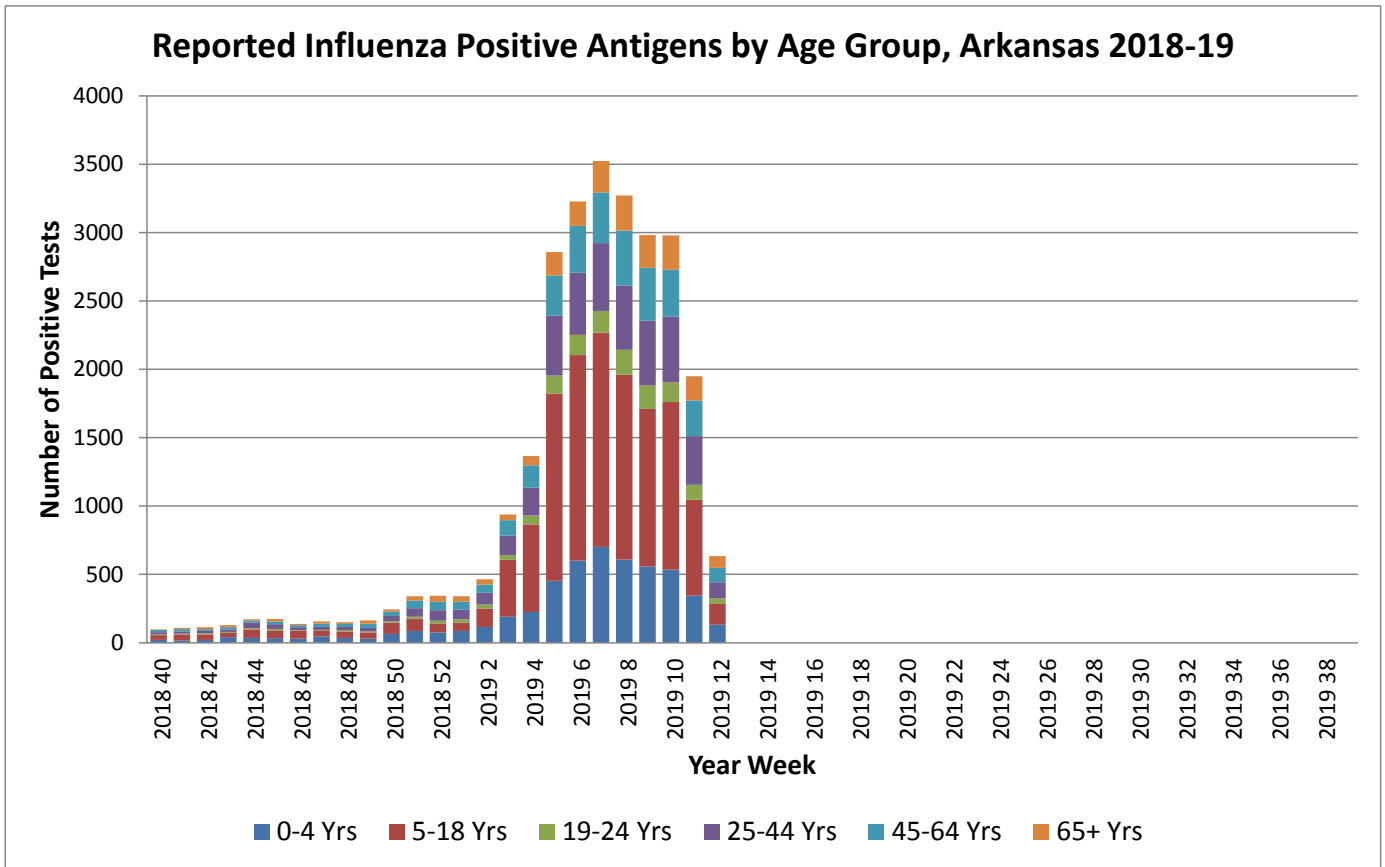
Weekly Influenza Activity Estimates Reported by State and Territorial Epidemiologists

Week ending March 16, 2019 - Week 11

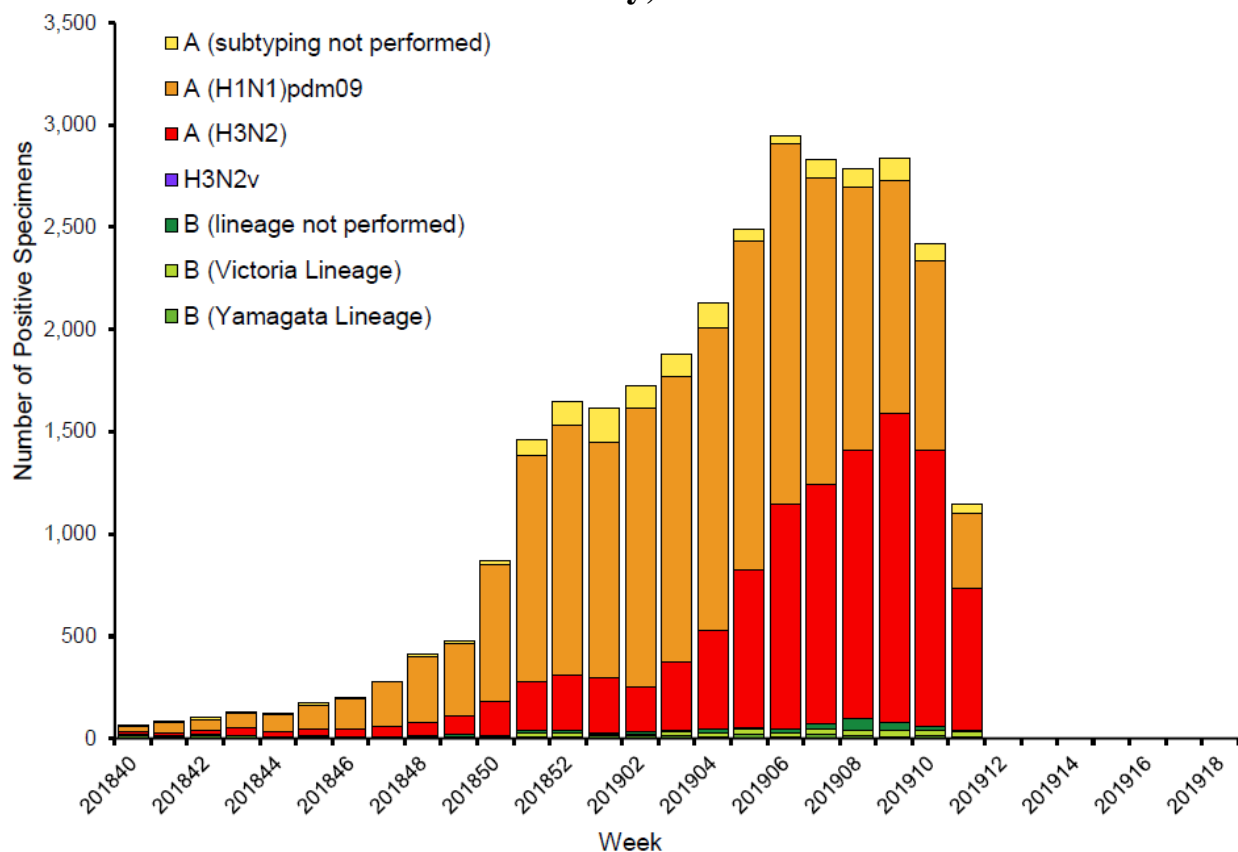


Arkansas Flu Activity Level Reported for Week 12: Widespread

Antigen Report



Influenza Positive Tests Reported to CDC by U.S. Public Health Laboratories, National Summary, 2018-19 Season



Pneumonia and Influenza Mortality from the National Center for Health Statistics Mortality Surveillance System Data through the week ending March 9, 2018, as of March 21, 2019

